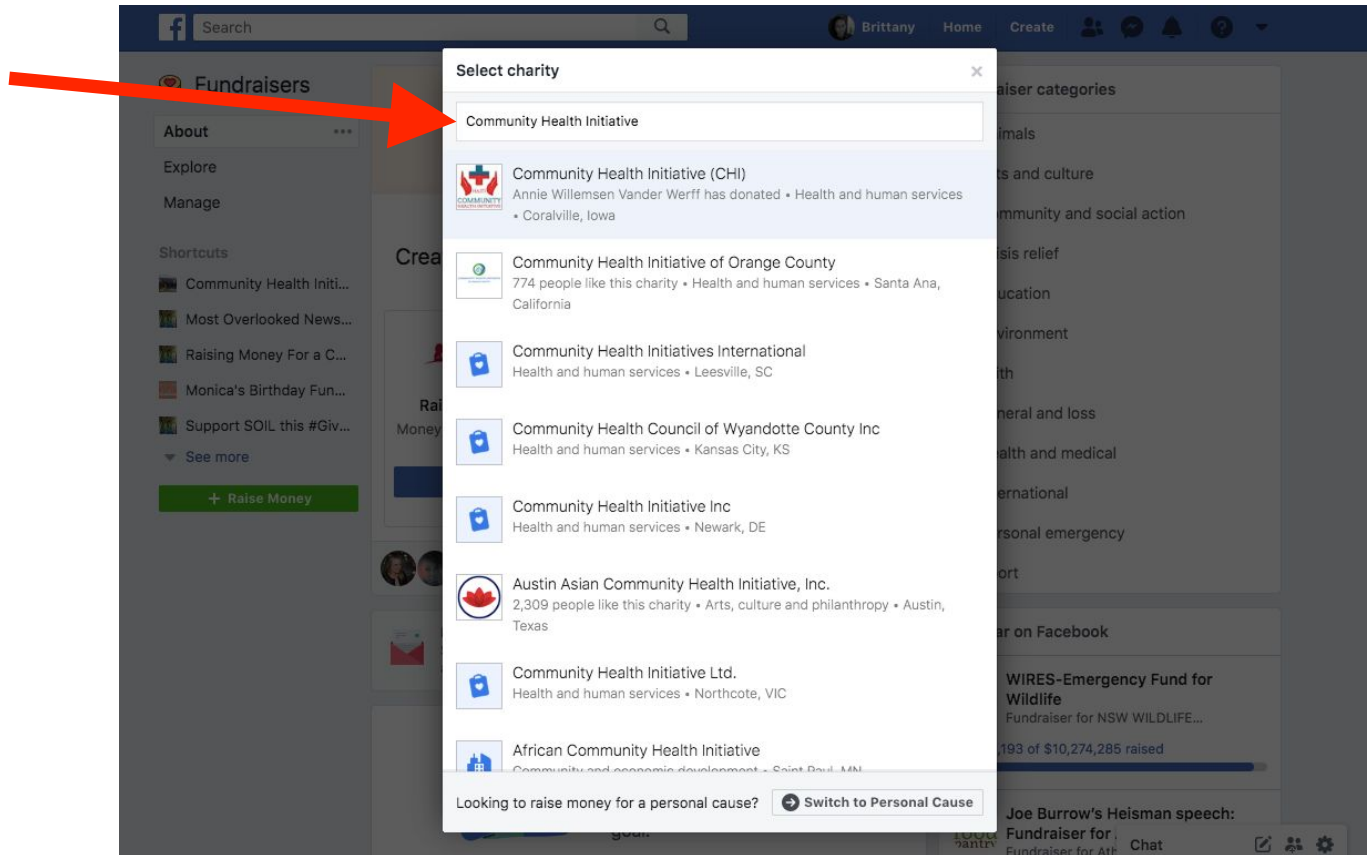



CHI Birthday Facebook Fundraiser

1. Login to your Facebook account and then click this [LINK](#)
2. You will be prompted to select a charity. Type in “Community Health Initiative” and select CHI as your charity of choice.



- Next, enter the goal amount of money you would like to raise and when you want your fundraiser to end. (Typically Facebook birthday fundraisers go for about 2 weeks).



Let's start with the basics

Support a cause
Who should receive the money you raise?

Who is organising the fundraiser?
Brittany Chenelle

Who are you raising money for?
Community Health Initiative (CHI)


How much money do you want to raise? ⓘ
200 USD

When should your fundraiser end? ⓘ
3/2/2020


Fundraisers are public, so anyone on or off Facebook can see them. Only people on Facebook can donate.

Next

4. Next, you can write some text to further explain your fundraiser and why you are supporting CHI. Facebook auto-populates text for Facebook fundraisers (see screenshot) that you can keep or erase and write your own.

✕

Tell your story

**Support a cause**
Who should receive the money you raise?

What's the title of your fundraiser? ⓘ


Brittany's birthday fundraiser for Community Health Initiative (CHI)

Why are you raising money? ⓘ

For my birthday this year, I'm asking for donations to Community Health Initiative (CHI). I've chosen this charity because their mission means a lot to me, and I hope that you'll consider contributing as a way of celebrating with me. Every little bit will help me reach my goal. I've included information about Community Health Initiative (CHI) below.

The Community Health Initiative (CHI), works in solidarity to create healthy, empowered and self-directed communities in Haiti, until the work is done!

Back



Next

- Next, you should choose a photo that will be linked with your fundraiser. Facebook auto-populates the Facebook cover photo of the nonprofit for this, but if you have a photo you'd like to use from CHI or from any trip you may have taken to Haiti, you can always make that your Facebook birthday fundraiser photo!

Choose a cover photo

Suggested photo ⓘ

Drag to reposition

Edit

More suggestions

Facebook does not charge fees for donations to charities. All donations will go directly to the charity that you chose.

Back

Create

6. Lastly, click Create at the bottom right and your fundraiser will go live! You can then share the fundraiser as a Facebook post and/or and invite your Facebook friends to donate.



Congratulations!

Congratulations, your fundraiser has been published!
Now it's time to raise money:



Invite your friends

Build momentum by connecting friends to your fundraiser. People who invite friends are four times more likely to reach their goal.



Share in News Feed

Share your story to let friends know why this charity is important to you and why they should donate.



Donate to your fundraiser

Other people are more likely to donate when they see that someone has already contributed. It also shows your commitment to helping the cause.

[Get Started](#)

